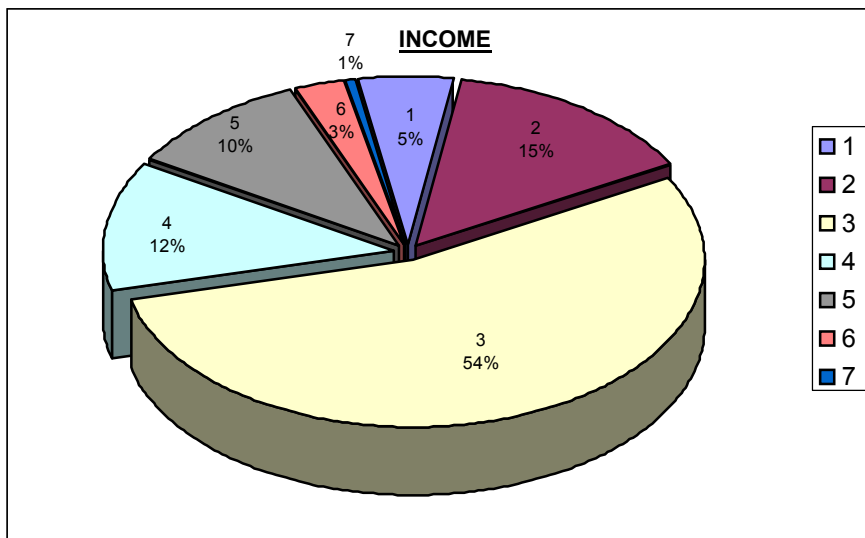


OLYMPIC COUNCIL OF MALAYSIA

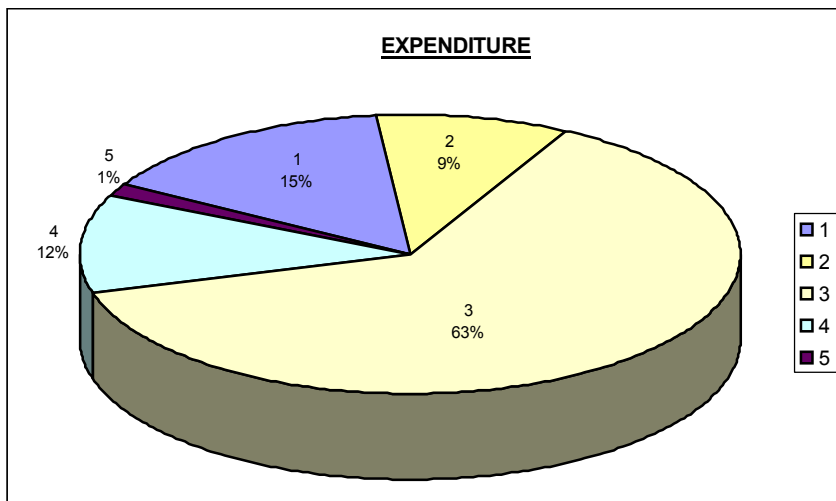
ANALYSIS OF INCOME FROM 1ST JANUARY TO 31ST DECEMBER 2008

	RM
1 GRANTS	551,404.00
2 SPONSORSHIP	1,522,424.00
3 DONATION-NATIONAL SPORTS ASSOCIATION	5,664,136.00
4 RENTAL RECEIVED	1,305,794.00
5 EVENTS & IOC PROGRAMMES	1,052,229.00
6 INTEREST / DIVIDEND	305,641.00
7 OTHER INCOME	56,798.00
	10,458,426.00

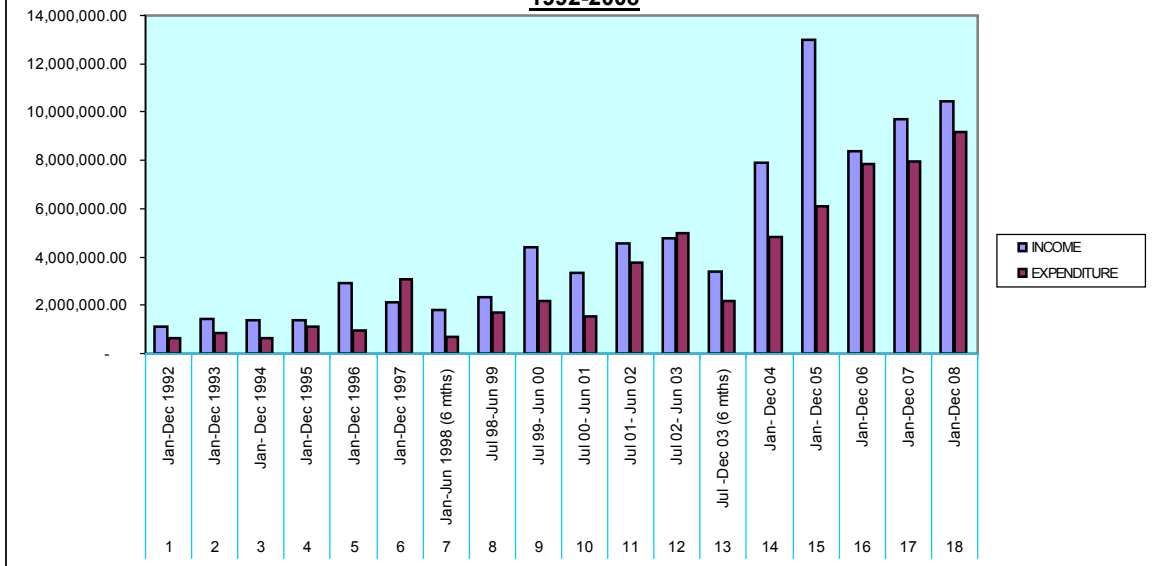


EXPENDITURE FROM 1ST JANUARY TO 31ST DECEMBER 2008

	RM
1 ADMINISTRATIVE	1,378,344.00
2 DEPRECIATION OF FIXED ASSETS	850,357.00
3 ALLOTATION TO SPORTS AFFILIATES	5,748,036.00
4 EVENTS	1,058,579.00
5 IOC PROGRAMMES	115,303.00
	9,150,619.00



COMPARISON OF INCOME & EXPENDITURE
1992-2008



COMPARISON OF FIXED AND CURRENT ASSETS
1992-2008

