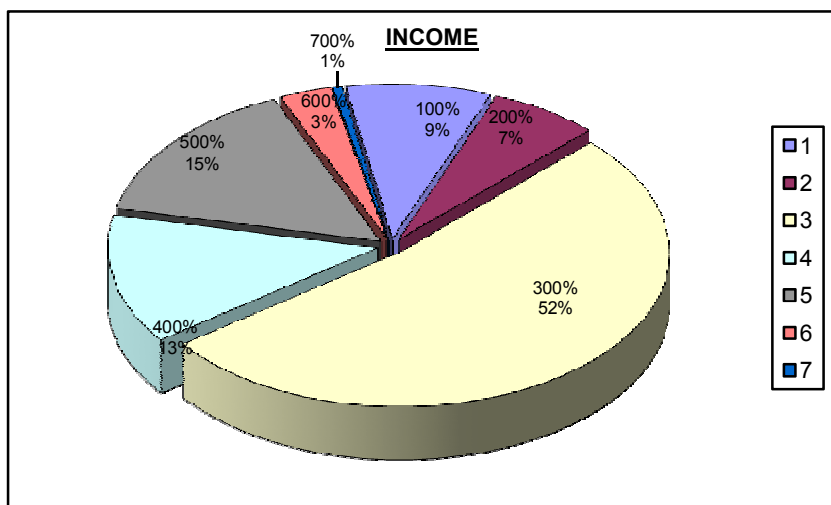


OLYMPIC COUNCIL OF MALAYSIA

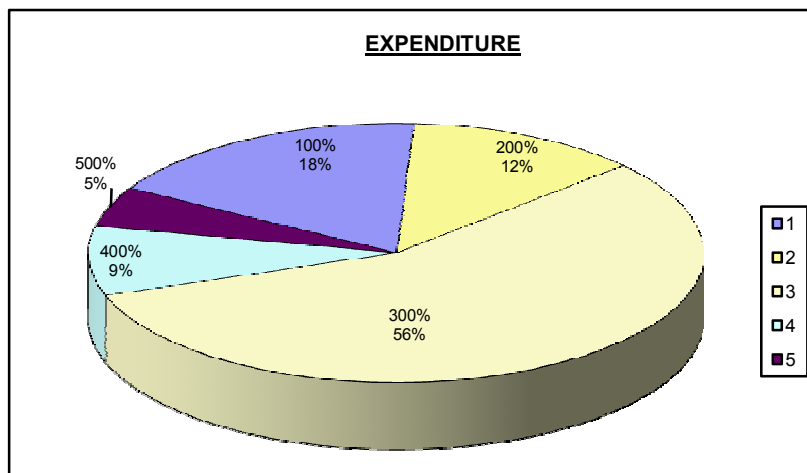
ANALYSIS OF INCOME FROM 1st JANUARY TO 31st DECEMBER 2009

	RM
1 GRANTS	821,902.00
2 SPONSORSHIP	620,131.00
3 DONATION-NATIONAL SPORTS ASSOCIATION	4,944,770.00
4 RENTAL RECEIVED	1,280,551.00
5 EVENTS & IOC PROGRAMMES	1,431,252.00
6 INTEREST / DIVIDEND	292,892.00
7 OTHER INCOME	54,340.00
	<u>9,445,838.00</u>

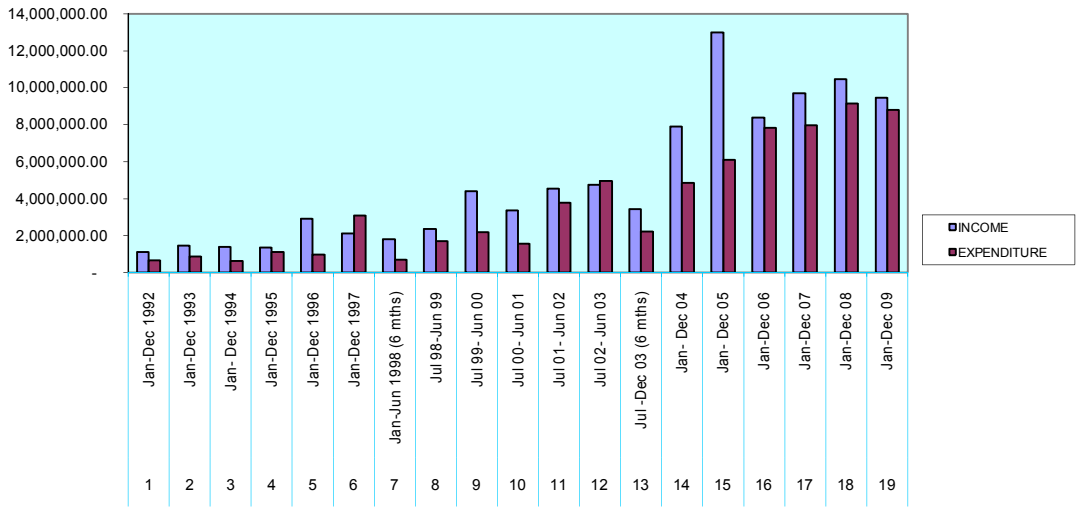


EXPENDITURE FROM 1ST JANUARY TO 31ST DECEMBER 2009

	RM
1 ADMINISTRATIVE	1,545,616.00
2 DEPRECIATION OF FIXED ASSETS	1,081,943.00
3 ALLOCATION TO SPORTS AFFILIATES	4,963,570.00
4 EVENTS	762,993.00
5 IOC PROGRAMMES	441,598.00
	<u>8,795,720.00</u>



COMPARISON OF INCOME & EXPENDITURE
1992-2009



COMPARISON OF FIXED AND CURRENT ASSETS
1992-2008

